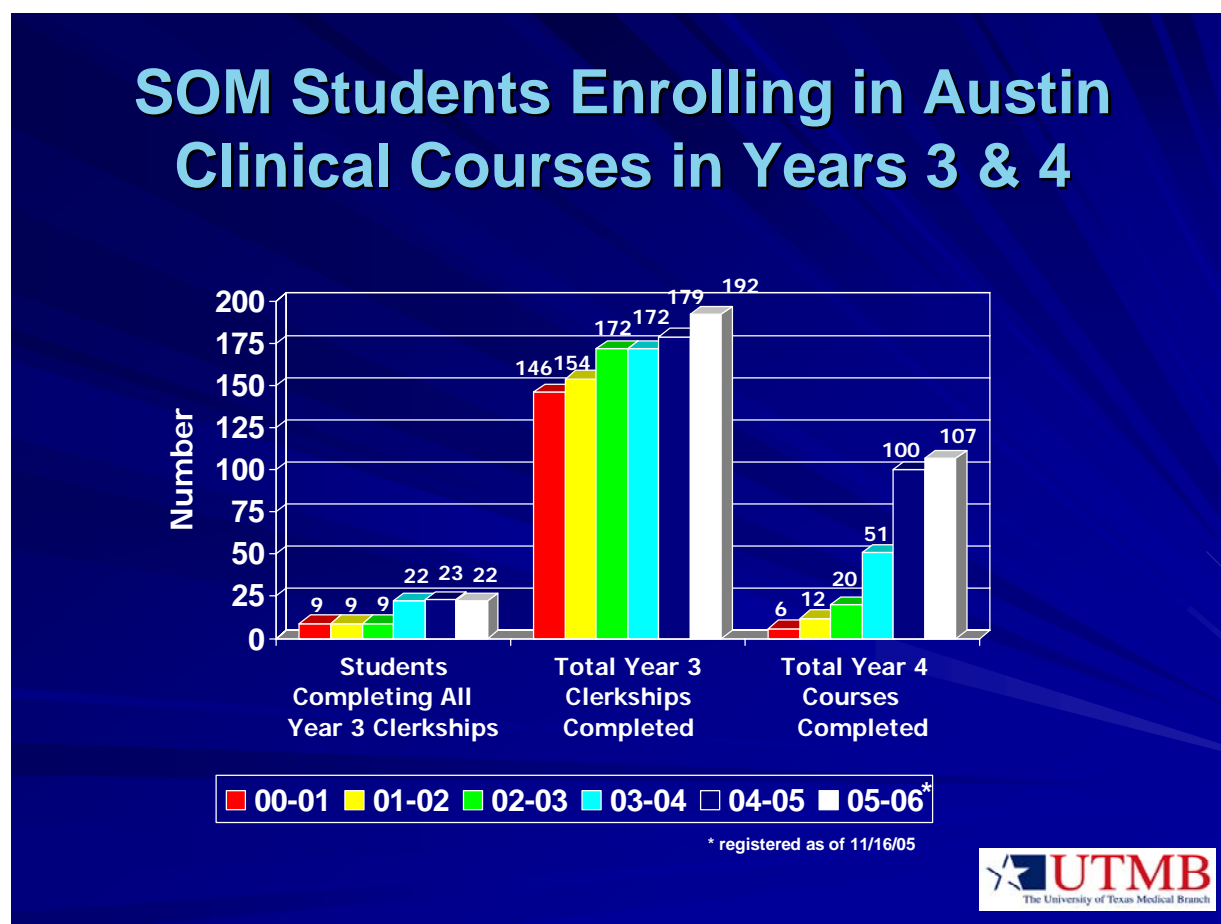


Office of Regional Medical Education UTMB School of Medicine

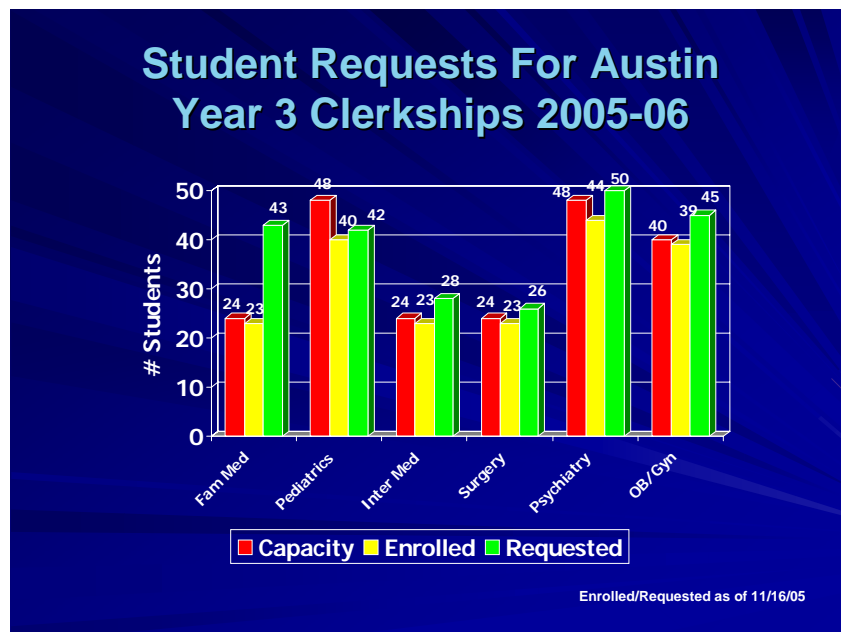
Section I Update on Student Programs

Student Participation in Austin Programs

The number of students requesting year-round placement in Austin remains near its capacity of 24 students per year. Additional participation by 45 Galveston-based students in individual clerkships has resulted in approximately 17% of all Year 3 clerkship rotations being conducted in Austin. With Year 3 clerkships well established, a gradual increase in Year 4 students matching to rotations in Austin is being seen, with 44 students scheduling 107 rotations so far in 2005-06.



Year 3 clerkship enrollment has reached its practical maximum based on current capacity in Austin. All year-round (Austin-based) student assignments are voluntary, as are virtually all individual clerkship assignments in Austin. Because Pediatric clinical capacity is limited in Galveston, the clerkship occasionally must select students at random for assignment to Austin if each period does not have sufficient volunteers.

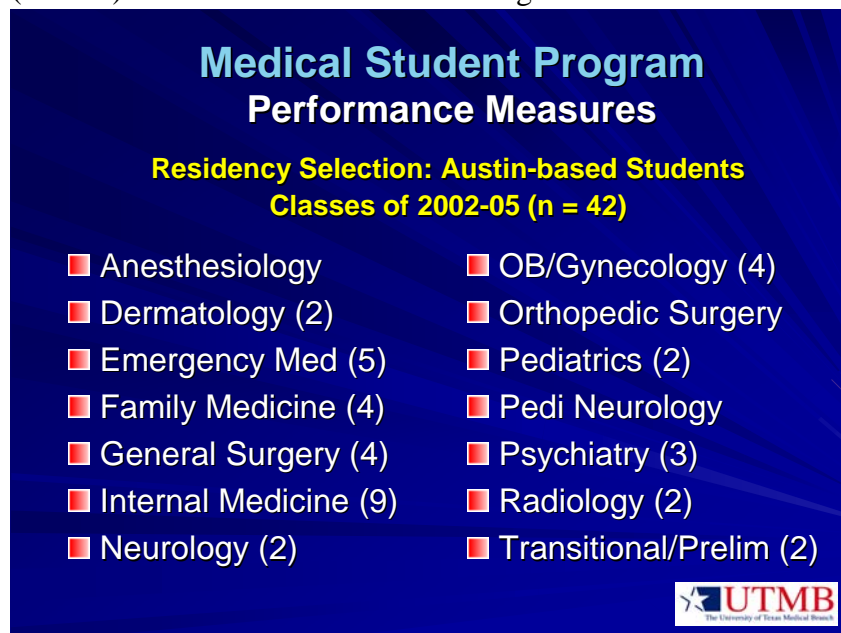


For most of the clerkships, the number of students requesting an assignment exceeded their capacity. Expansion of student assignments in Psychiatry to Shoal Creek Hospital allowed more students in this discipline than previously possible. Accommodating student demand was particularly challenging in Family Medicine, where requests for assignment exceeded capacity by nearly a 2:1 margin. Some capacity issues remain for required Year 4 clerkships in Surgery, Neurology, and Emergency Medicine, and for

many electives, which typically can accommodate only 1-2 students per month. The introduction of the Year 4 Ambulatory Medicine Selective (ACS) has introduced another source of interest in Austin rotations; Austin remains a popular choice for ACS students so far in the 2005-06 academic year.

Student Outcomes: Career Choices

The career choices of Austin-based students in the National Residency Matching Program (NRMP) for the classes of 2002 through 2005 are shown below.



In part because of exposure to community-based medicine, many had speculated that students attracted to Austin would be more likely to select primary care residencies. Results reveal Austin-based students have chosen a wide range of careers, include primary care disciplines and subspecialty areas. Several students have matched to residency training programs in Dermatology, Radiology, Emergency Med, and Orthopedic Surgery. Sessions to assist students in residency selection, such as career planning workshops, are

offered in Galveston by the Office of Student Affairs, and are available by video to students who choose not to travel from Austin for them.

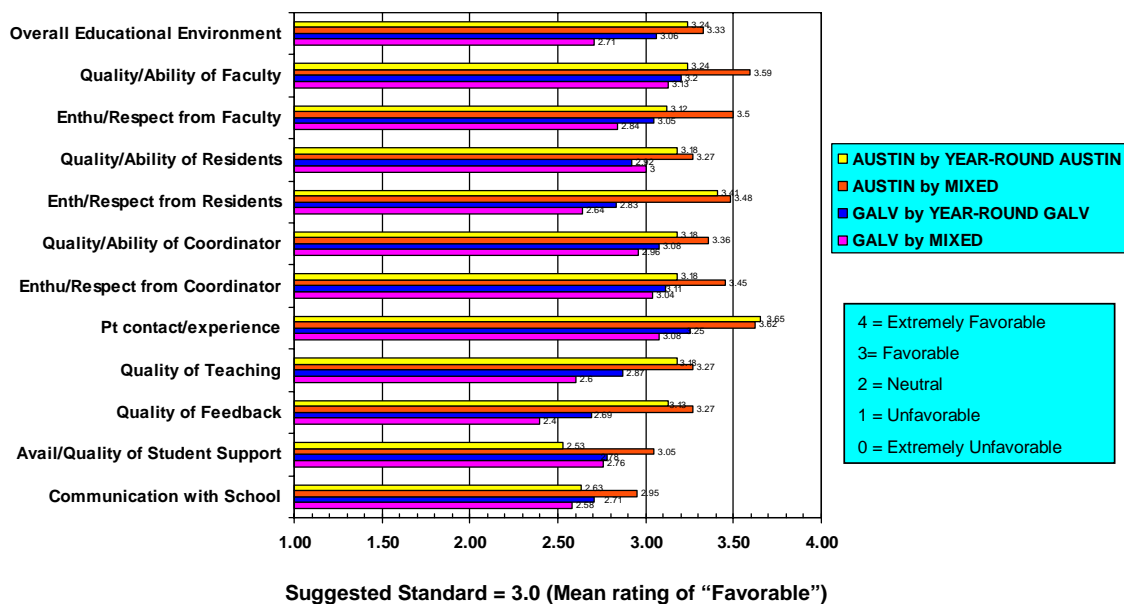
Student Outcomes: Global Evaluations

Toward the end of each academic year, students in Austin and Galveston complete global evaluations asking them to characterize total experiences independent of individual clerkships. In 2005, evaluations by Austin students remained highly favorable – Austin experiences were characteristically rated above Galveston experiences in most of the categories shown below. Some other findings include:

- (1) Students in Austin gave higher ratings for overall educational environment, as well as ratings related to faculty, residents, coordinators, patient experiences, and quality of teaching/feedback.
- (2) Students in Austin year-round still have concerns about availability/quality of student support, and communication with the school, although students who spent time on both campuses seemed to find the level of support and communication satisfactory. A full-time student coordinator, hired in July 2005 and Austin-based Assistant Dean (beginning Jan 2006) are expected to help with student support and communication.
- (3) Students who spent some time on both campuses, and thus were able to make direct comparisons, were typically the most positive about their Austin experiences.

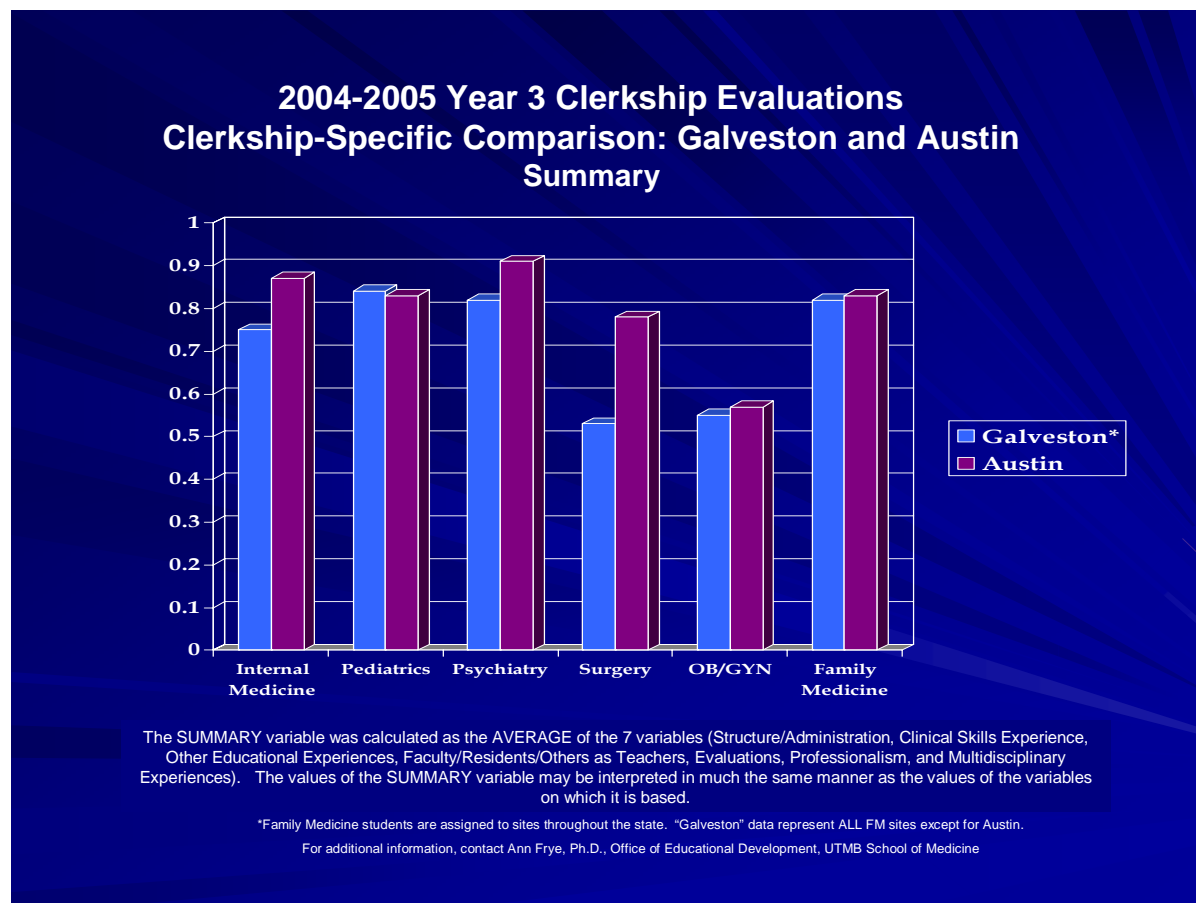
Year 3 Clerkship Evaluations: Global Evaluations

Galveston and Austin Sites 2004-2005



Student Outcomes: Clerkship-specific Evaluations

At the conclusion of each clerkship, students complete evaluations of their course-specific experiences. As shown in the summary chart below, evaluations by students in Austin and Galveston are generally comparable. Averages in all categories in all clerkships across both campuses were favorable (mean response average well above zero).



All global and clerkship-specific evaluations of student experiences are shared with clerkship directors on each campus, reviewed at periodic clerkship director meetings, and are discussed at an annual clerkship directors conference each February. Additional resources, including an upgrading of videoconferencing capabilities, are in development to both improve communication between campuses, and to strengthen the administrative relationship between clerkships in Austin and Galveston.

Student Outcomes: Clerkship Academic Performance

Students who select Austin for year-round assignment are, as a group, academically comparable to their Galveston counterparts. Performance on most academic parameters during Year 3 appears comparable as well. Some differences in faculty evaluations seems to be present across the campuses, with Austin faculty generating higher clinical evaluation scores than Galveston faculty in some clerkships, while in other clerkships Galveston faculty submit higher ratings. This is a reminder of the need for continued faculty development on both campuses.

Section II Program Enhancements

A comprehensive 30-year affiliation agreement has been completed between UTMB and the Seton Healthcare Network. More seamless integration of Information Resources is already being realized, with upgrading of student computers and support now complete. Expansion of the videoconferencing capabilities between the two campuses is underway, with completion expected

Emphasis in 2005-06 and Beyond

- **Austin-based staff**
 - Student coordinator hired 2005
 - Assistant Dean appointed effective Jan 2006
 - Medical educator/academic counselor being recruited
- Staff office opened in Brackenridge Hosp October 2005
- Annual Clerkship Directors' Conference begun Feb 2005
- Small class size funding supplement achieved 2005
- Expansion of student computer resources complete
- Videoconferencing expansion in progress
- Formal student mentoring and advising beginning 2006

in early 2006. The School's Office of Regional Medical Education (ORME) opened its office at Brackenridge Hospital earlier this year, and staff are being added as shown in the slide. Austin clerkship directors meet monthly with the Associate Dean for Regional Medical Education, and the first annual Austin-Galveston joint Clerkship Directors' Conference in February 2005 was a tremendous step forward in developing a sense of community. With funding for the campus more secure,

emphasis is being placed in improving student support and mentoring, and expanding student capacity in a thoughtful and data-based manner.

Section III Regional Education Programs Throughout the State

Expansion of faculty development programs for all regional community preceptors continues. Both locally developed resources and those available from other institutions are used. Recognition of excellence through the Teachers of Distinction awards is now in its seventh year, supplemented by additional awards and project grants, including an award that emphasizes the physician's commitment to training in medical education - the Master Preceptor Award. These programs are described on the ORME website at <http://meded.utmb.edu/orme>.

A major dilemma faced by previous UTMB students was the low level of professional liability (malpractice) insurance offered by the UT-System (\$25,000 per incident and \$75,000 aggregate). This had prevented students from taking electives at 30+ US medical schools, whose typical insurance requirement is \$1 million/incident and \$3 million aggregate. The UT-System has now implemented a plan which allows students to purchase supplemental coverage at a reasonable fee (~\$80-400 for month-long rotation) for electives at schools in 42 other states.